



3.0Gen AC DOB LED Luz Pública

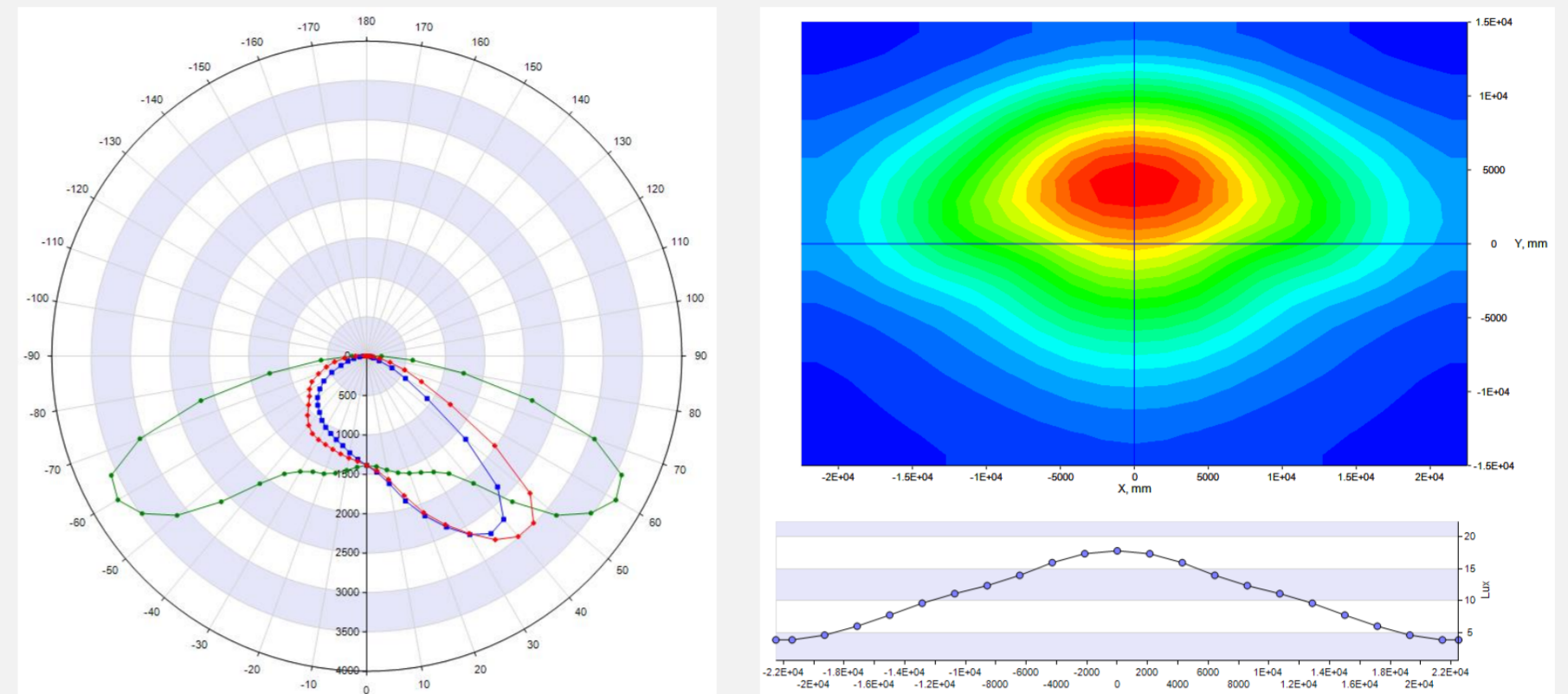


[45W]
De 4-6 Metros de
Altura

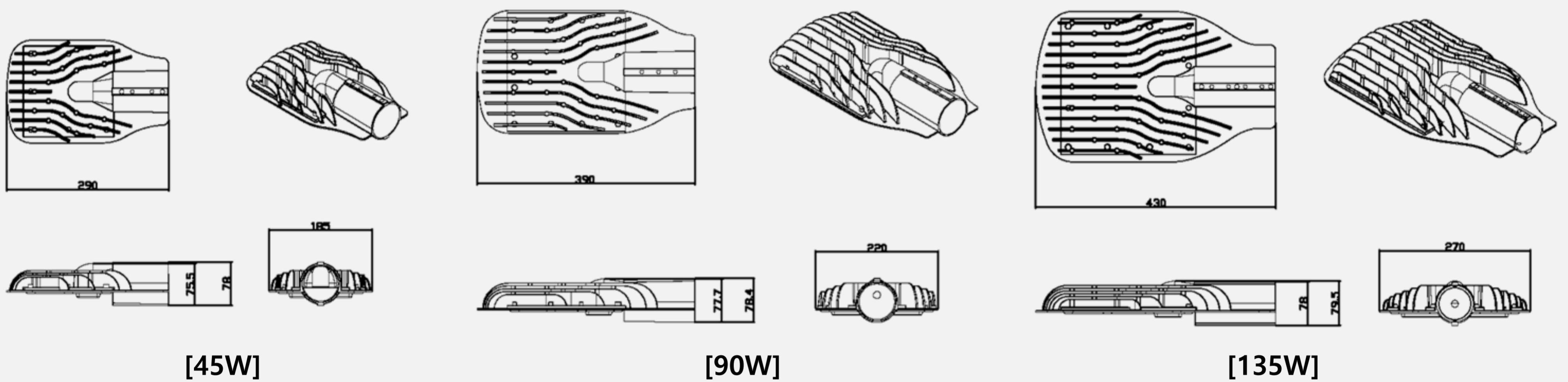
[90W]
De 7-9 Metros de
Altura

[135W]
De 9-12 Metros de
Altura

[Distribución de la intensidad]



[Dimensiones]

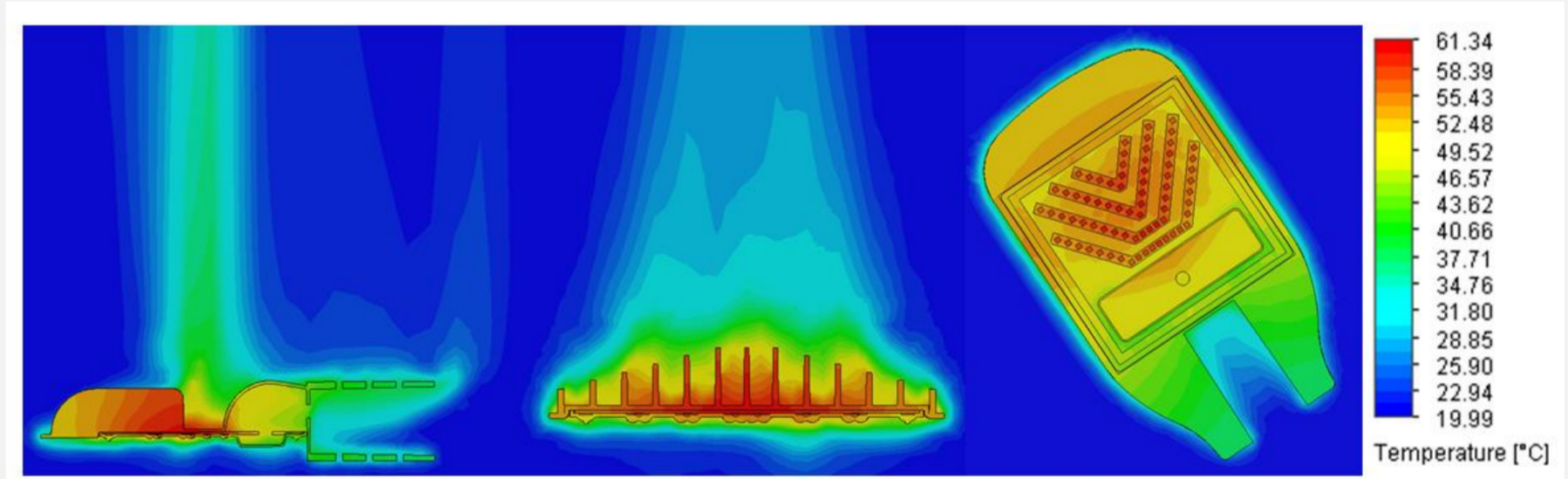


[Lux vs distancia]

	45W	90W	135W
4m	741x	1501x	991x
5m	471x	661x	551x
6m	331x	371x	351x
7m	241x	241x	251x

[Simulación Térmica -

90W] Tc temp. 61°C, Fin temp.



[Especificaciones]

	SD-20-2.0	SD-45-2.0	SD-90-2.0	SD-135-2.0	SD-180-2.0
Potencia	20W	45W	90W	135W	180W
Voltaje	110V, 220V, 480V	110V, 220V, 480V	110V, 220V, 480V	110V, 220V, 480V	110V, 220V, 480V
Eficiencia Luminosa	120lm/W	120lm/W	120lm/W	120lm/W	120lm/W
CRI	Ra70	Ra70	Ra70	Ra70	Ra70
CCT	5,000K	5,000K	5,000K	5,000K	5,000K
Peso	0.50kg	1.25kg	2.28kg	2.8kg	3.6kg
Tiempo de vida	50,000hrs	50,000hrs	50,000hrs	50,000hrs	50,000hrs
IP	67	67	67	67	67
regulación(dimming)	MCU	MCU	MCU	MCU	MCU
Distribución de la Intensidad de luz	Type II Medium	Type II Medium	Type II Medium	Type II Medium	Type II Medium
Tamaño(L x W x H mm)	158 x 125 x 74.7	290 x 185 x 75.5	390 x 220 x 78.5	430 x 270 x 79.5	480 x 330 x 87.4